



MURPHY & DICKEY, INC.

INSTRUMENT, PUMP & MIXING SOLUTIONS

930 N. YORK ROAD, SUITE 205
HINSDALE, IL 60521
PHONE 630.655.1080
FAX 630.655.1085
www.murphyanddickey.com

DALEY AUTOMATION *Valves, Actuators, Panels & Custom-Designed Systems*

DET-TRONICS *Fire & Gas Detection Systems*
Multi-Spectrum, IR & UV Fire Detection, Combustible & Toxic Gas Monitoring

ENTECH DESIGN *Backwash Filter & Sludge Blanket Monitors*

INSITE *Optical Dissolved Oxygen & Suspended Solids Monitors*

NEPTUNE *Metering Pumps, Mixers, Chemical Feed Systems*
Hydraulic, Mechanical & Solenoid Pumps, Liquid & Dry Polymer Feed Systems

ROSEMOUNT ANALYTICAL *Water Quality Instrumentation*
pH, ORP, Conductivity, Ozone, Dissolved Oxygen Systems

ROSEMOUNT-EMERSON PROCESS MANAGEMENT
Flow, Level, Pressure & Temperature Transmitters, Wireless Solutions

TACMINA *Smoothflow Metering & Process Pumps*

MEASUREMENT SOLUTIONS

Monitors for: pH, ORP, Conductivity, Oxygen, Chlorine, Turbidity, Ozone
Flow, Level, Temperature, Pressure


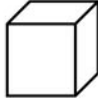


PUMPING & WATER TREATMENT SOLUTIONS

Metering Pumps, Gear Pumps, Centrifugal Pumps, Peristaltic Pumps,
Valves, Mixers, Tanks, Flow-Rate Controllers, Packaged Feed Systems

INSTRUMENTATION, PUMPS, MIXERS, FEED SOLUTIONS



M&D APP GUIDE

PROCESS		LIQUID <input type="checkbox"/> SOLID <input type="checkbox"/> GAS <input type="checkbox"/> MULTI-PHASE <input type="checkbox"/>						MSDS <input type="checkbox"/>						
MEASURED RANGE	NORMAL	MINIMUM		MAXIMUM		EVALUATION								
VOLUME						A		B						
CONCENTRATION %														
VISCOSITY						C		D						
SPECIFIC GRAVITY														
PARTICLE SIZE μm						HIGH SET PT		LOW SET PT						
TEMPERATURE														
PRESSURE														
FLOW														
LEL														
LEVEL														
pH <input type="checkbox"/> ORP <input type="checkbox"/> COND <input type="checkbox"/>														
STREAM		% SOLIDS		% GAS		SONIC V.		K						
ENVIRONMENT	CLEAN <input type="checkbox"/> DIRT <input type="checkbox"/> DUST <input type="checkbox"/> OIL <input type="checkbox"/> WATER <input type="checkbox"/>			VENTILATION				CONTAMINATION						
# OF POINTS	TOXIC <input type="checkbox"/> FLAMMABLE <input type="checkbox"/> LIGHTER THAN AIR <input type="checkbox"/> HEAVIER THAN AIR <input type="checkbox"/> Δ DIRECTION <input type="checkbox"/> Δ FLOW <input type="checkbox"/>													
PUMP							TAG							
TYPE	AOD <input type="checkbox"/> CENTRIFUGAL <input type="checkbox"/> DIAPHRAGM <input type="checkbox"/> DRUM <input type="checkbox"/> ELECTRONIC <input type="checkbox"/> PERISTALTIC <input type="checkbox"/> SELF-PRIMING <input type="checkbox"/> TURBINE <input type="checkbox"/> VANE <input type="checkbox"/> VERTICAL <input type="checkbox"/>													
CAPACITY		PSIG(S)		PSIG(D)		Δ PSI		MAX						
CONNECTION	SUCTION		DISCHARGE		WETTED		FLOODED <input type="checkbox"/> SUCTION-LIFT <input type="checkbox"/> STROKE <input type="checkbox"/>							
PIPING														
MIXER		LIQUID 1	LIQUID 2	FINAL PRODUCT		CLAMP <input type="checkbox"/> BASEPLATE <input type="checkbox"/> FLANGE <input type="checkbox"/> BUNG <input type="checkbox"/>			BATCH <input type="checkbox"/> CONTINUOUS <input type="checkbox"/>					
SPECIFIC GRAVITY														
VISCOSITY														
PARTICLE SIZE μm														
SETTLING RATE														
SOLIDS %														
TEMPERATURE														
FLOW RATE (GPM)														
TANK		MATERIAL				<input type="checkbox"/> DRUM <input type="checkbox"/> TOTE		PROFILE (CIRCLE ONE)						
VOLUME		HEIGHT												
DIAMETER		WIDTH												
LEVEL (MIN)		LEVEL (MAX)												
BOTTOM	<input type="checkbox"/> CONE <input type="checkbox"/> ANGLE		TOP											
MOTOR	VOLTAGE		ENCL		MTG		RPM		HZ		PHASE		CFM	
VALVE	SIZE		LIQUID		MAT		ON / OFF <input type="checkbox"/> METERING <input type="checkbox"/>		ACTUATOR <input type="checkbox"/> MANUAL <input type="checkbox"/>					
SENSOR		IMMERSION <input type="checkbox"/> FLANGED <input type="checkbox"/> FLOW-THRU <input type="checkbox"/> INSERTION <input type="checkbox"/> SANITARY <input type="checkbox"/>						TAG						
CONNECTION	CLEAN <input type="checkbox"/> SOFT-COATING <input type="checkbox"/> HARD-COATING <input type="checkbox"/>				SAMPLING									
CLEANING	RINSE <input type="checkbox"/> STEAM <input type="checkbox"/> CHEM <input type="checkbox"/>			TEMP		TIME		FREQ		TYPE				
CONTROLLER		ON-LINE <input type="checkbox"/> BENCHTOP <input type="checkbox"/> PORTABLE <input type="checkbox"/> RACK-MOUNT <input type="checkbox"/> SAMPLE <input type="checkbox"/> LAB <input type="checkbox"/> WIRELESS <input type="checkbox"/>						TAG						
DISPLAY	INTEGRAL <input type="checkbox"/> REMOTE <input type="checkbox"/> BLIND <input type="checkbox"/>			UNITS		SENSOR DISTANCE								
ENCLOSURE	LOCATION		INDOOR <input type="checkbox"/> OUTDOOR <input type="checkbox"/>		OUTPUTS		ISOLATED <input type="checkbox"/> NON-ISOLATED <input type="checkbox"/>		QTY					
INPUTS	COMMS				RELAYS		LATCHING <input type="checkbox"/> NON-LATCHING <input type="checkbox"/>		QTY					
ELECTRICAL	POWER	BATTERY <input type="checkbox"/>		CLASS		DIV		GROUP		I.S. <input type="checkbox"/> EX-PROOF <input type="checkbox"/>				
MOUNTING		WALL <input type="checkbox"/> PANEL <input type="checkbox"/> RAIL <input type="checkbox"/> INTEGRAL <input type="checkbox"/> REMOTE <input type="checkbox"/>						TAG						
FLANGES	SIZE				RATING		MAT		TEMP					
ACCESSORIES	DUST GUARD <input type="checkbox"/> SUN SHIELD <input type="checkbox"/> SPLASH GUARD <input type="checkbox"/> CAL KIT <input type="checkbox"/> J-BOX <input type="checkbox"/>						CABLE							

CONTACT INFORMATION