

Neptune™

Portable
Mixers



Where Innovation Flows

neptune1.com


PSG[®]
a  **DOVER** company

Neptune™ Mixer Selection

Portable Mixers

Neptune™ offers a complete line of portable mixers for a wide variety of critical blending and mixing operations. Engineered to provide a long life and trouble-free operation, Neptune mixers are ideally suited for the following applications:

1. Blend liquids
2. Suspend or dissolve solids
3. Disperse immiscible liquids
4. Disperse small amounts of gases in liquids

Neptune mixers can be clamp- or base-mounted on beams, tank walls and other supports (angle of entry may be adjusted to meet specific mixing requirements). Neptune mixers are used in a variety of industrial applications, including waste treatment, water treatment, and batch chemical preparation. These portable mixers are also ideal for mixing paints, varnishes, polymers, textile sizes and dyes, pharmaceuticals, soaps, and countless other materials from 1 to over 25,000 cPs viscosity. Neptune mixers are available at either 350 or 420 rpm (gear-driven) or 1,750 rpm (direct-drive).

To help you select the proper Neptune mixer for your application, Neptune has developed the following guide to provide users with valuable information such as specifications, dimensions,

and dimensional drawings. It is important to note that selecting the proper mixer depends on a number of parameters, including the size of the batch, the viscosity of the components, and final product, and other parameters.

Neptune Mixer Selection Chart

The chart below is intended to provide some basic guidelines for selecting the proper Neptune mixer(s) that offers mild blending of various viscosity liquids in different size tanks.

The information provided is based on an approximate mix/blend time of two liquids for 30 minutes, with both liquids already in the tank. Mixing times will be shorter if one liquid is added to a second liquid while the mixer is operating. Powders should always be added while the mixer is running.

This chart also applies to the suspension of solids with settling velocities of less than one foot per minute.

For more rapid or vigorous mixing, use a mixer one or two sizes larger.

Dual propellers are recommended for tanks 1,000 gallons (3,785.4 liters) and larger at viscosities of 1,000 cPs and higher.

Viscosity cPs	Up To 50 Gallons (189.3 Liters)	Up To 100 Gallons (378.5 Liters)	Up To 200 Gallons (757.1 Liters)	Up To 500 Gallons (1,892.7 Liters)	Up To 1,000 Gallons (3,785.4 Liters)	Up To 2,000 Gallons (7,570.8 Liters)	Up To 3,000 Gallons (11,356.2 Liters)	Up To 5,000 Gallons (18,927.1 Liters)
≤1	BN-3.0	BN-3.0	JD-2.0	JD-2.0	JG-2.0	JG-2.0	JG-2.0	JG-4.0
≤100	BN-3.0	BN-3.0	JD-2.0	JG-2.0	JG-2.0	JG-2.0	JG-3.0	JG-5.0
≤300	BN-3.0	BN-3.0	JG-2.0	JG-2.0	JG-2.0	JG-4.0	JG-5.0	JG-5.0
≤500	BN-3.0	JG-2.0	JG-2.0	JG-2.0	JG-3.0	JG-5.0	JG-6.0	JG-7.0
≤1,000	JD-2.0	JG-2.0	JG-2.0	JG-2.0	JG-4.0	JG-6.0	JG-7.0	JG-8.0
≤2,000	JG-2.0	JG-2.0	JG-3.0	JG-3.0	JG-5.0	JG-6.0	JG-8.0	JG-9.0
≤3,000	JG-2.0	JG-2.0	JG-4.0	JG-4.0	JG-6.0	JG-8.0	JG-9.0	
≤5,000	JG-2.0	JG-2.0	JG-5.0	JG-5.0	JG-7.0	JG-8.0		
≤15,000	JG-3.0	JG-3.0	JG-5.0	JG-8.0	JG-9.0	JG-9.0		
≤25,000	JG-6.0	JG-7.0	JG-8.0	JG-9.0				

For full specifications and information on the above mixers: Series JG – see page 4, Series JD – see page 8, Series BN – see page 10

The Neptune Guarantee: If the mixer we select doesn't produce the desired process results, we will replace it with a mixer that will.



Proper Mixer Mounting and Positioning

In most applications involving small mixing tanks of 1,000 gallons (3,785.4 liters) or less, the mixer is clamped to the side of the tank. Optimum mixing will be achieved when the mixer is angled from the tank wall, either off-center (figure 1) or on-center (figure 2). Improperly mounting a portable mixer will greatly lessen mixing efficiency, cause vibration, and could possibly damage the mixer.

Angling off-center is preferred when good material turnover is required, as in mixing slurry. Angling on-center is desired for more gentle mixing and when vortexing must be minimized.

Larger size tanks may require that a mixer be mounted directly in the center of the tank with the shaft vertical (figure 3). When a mixer is used in this arrangement, baffles are recommended to prevent the contents of the tank from turning in the direction of the mix. If this occurs, mixing action will be poor.

Such baffling will avoid vortexing and allow mixing to be as thorough as possible. Neptune suggests that four baffles be used, located 90° apart and sized approximately 1/12 of the tank diameter. The baffle should not fully extend to the bottom of the tank and a gap should be provided between the baffle and the tank wall.

For assistance in choosing a mixer or to help solve your mixing problems, please call one of our sales engineers at +1 (215) 699-8700.




FIGURE 1 – Angling the portable mixer off-center is the position recommended by Neptune for rapid turnover of tank contents and good bottom washing.

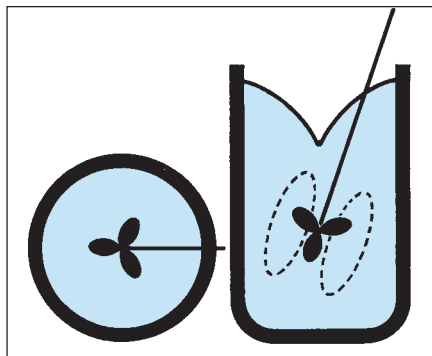


FIGURE 2 – On-center angling will produce good mixing with minimum vortexing. Tank contents turn over thoroughly but gently.

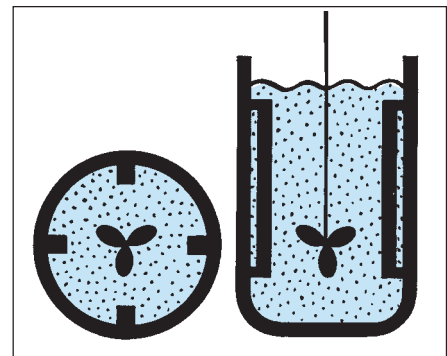


FIGURE 3 – For mixing in larger tanks, the mixer is often placed vertically on-center. In this configuration, baffles are recommended to prevent the contents of the tank from rotating, avoid vortexing and achieve good mixing and top-to-bottom turnover.

Gear Drive Mixer Series JG

Clamp or Cup Plate Mount, Heavy Helical Gear, 350 rpm, Grease Lube

The most powerful mixers from Neptune for the most difficult mixing applications. These mixers feature a grease filled gearbox that eliminates oil seal and the possibility of oil contamination.

Model Number	Standard Motor Description	A Shaft Length	B	C		D Shaft Diameter
				Single	Dual	
Totally-Enclosed Fan-Cooled (TEFC)						
JG-2.0	1/3 HP-1-115/230	48" (1,219.2 mm)	17-58" (447.7 mm)	10" (254 mm)	8" (203.2 mm)	3/4" (19.1 mm)
JG-2.1	1/3 HP-3-230/460	48" (1,219.2 mm)	17-38" (441.3 mm)	10" (254 mm)	8" (203.2 mm)	3/4" (19.1 mm)
JG-3.0	1/2 HP-1-115/230	48" (1,219.2 mm)	18-1/2" (469.9 mm)	12" (304.8 mm)	10" (254 mm)	3/4" (19.1 mm)
JG-3.1	1/2 HP-3-230/460	48" (1,219.2 mm)	17-58" (447.7 mm)	12" (304.8 mm)	10" (254 mm)	3/4" (19.1 mm)
JG-4.0	3/4 HP-1-115/230	60" (1,524 mm)	18-3/4" (476.3 mm)	13" (330.2 mm)	11" (279.4 mm)	3/4" (19.1 mm)
JG-4.1	3/4 HP-3-230/460	60" (1,524 mm)	18-1/8" (460.4 mm)	13" (330.2 mm)	11" (279.4 mm)	3/4" (19.1 mm)
JG-5.1	1 HP-3-230/460	60" (1,524 mm)	18-3/8" (466.7 mm)	14" (355.6 mm)	12" (304.8 mm)	1" (25.4 mm)
JG-6.1	1-1/2 HP-3-230/460	60" (1,524 mm)	18-3/4" (476.3 mm)	15" (381 mm)	13" (330.2 mm)	1" (25.4 mm)
JG-7.1	2 HP-3-230/460	60" (1,524 mm)	20-5/8" (523.9 mm)	16" (406.4 mm)	14" (355.6 mm)	1-1/4" (31.8 mm)
JG-8.1	3 HP-3-230/460	72" (1,828.8 mm)	21-5/8" (549.3 mm)	16" (406.4 mm)	15" (381 mm)	1-1/4" (31.8 mm)
Explosion-Proof Class 1 Group D (EP)						
JG-2.2	1/3 HP-1-115/230	48" (1,219.2 mm)	20-1/2" (520.7 mm)	10" (254 mm)	8" (203.2 mm)	3/4" (19.1 mm)
JG-2.3	1/3 HP-3-230/460	48" (1,219.2 mm)	17-3/8" (441.3 mm)	10" (254 mm)	8" (203.2 mm)	3/4" (19.1 mm)
JG-3.2	1/2 HP-1-115/230	48" (1,219.2 mm)	21" (533.4 mm)	12" (304.8 mm)	10" (254 mm)	3/4" (19.1 mm)
JG-3.3	1/2 HP-3-230/460	48" (1,219.2 mm)	19-5/8" (498.5 mm)	12" (304.8 mm)	10" (254 mm)	3/4" (19.1 mm)
JG-4.2	3/4 HP-1-115/230	60" (1,524 mm)	21-1/2" (546.1 mm)	13" (330.2 mm)	11" (279.4 mm)	3/4" (19.1 mm)
JG-4.3	3/4 HP-3-230/460	60" (1,524 mm)	19-5/8" (498.5 mm)	13" (330.2 mm)	11" (279.4 mm)	3/4" (19.1 mm)
JG-5.3	1 HP-3-230/460	60" (1,524 mm)	20-1/2" (520.7 mm)	14" (355.6 mm)	12" (304.8 mm)	1" (25.4 mm)
JG-6.3	1-1/2 HP-3-230/460	60" (1,524 mm)	20-1/2" (520.7 mm)	15" (381 mm)	13" (330.2 mm)	1" (25.4 mm)
JG-7.3	2 HP-3-230/460	60" (1,524 mm)	22-1/8" (561.9 mm)	16" (406.4 mm)	14" (355.6 mm)	1-1/4" (31.8 mm)
Air Motor						
JG-3.4	1/3-1/2 HP AIR 12-20 CFM (0.34-0.57 CMM) at 40-80 psi (2.8-5.5 bar)	48" (1,219.2 mm)	17-1/8" (434.9 mm)	12" (304.8 mm)	10" (254 mm)	3/4" (19.1 mm)
JG-4.4	3/4 HP AIR 30 CFM (0.85 CMM) at 60 psi (4.1 bar)	60" (1,524 mm)	18" (457.2 mm)	13" (330.2 mm)	11" (279.4 mm)	3/4" (19.1 mm)
JG-5.4	1 HP AIR 40 CFM (1.13 CMM) at 40 psi (2.8 bar)	60" (1,524 mm)	19-1/8" (485.8 mm)	14" (355.6 mm)	12" (304.8 mm)	1" (25.4 mm)
JG-6.4	1-1/2 HP AIR 55 CFM (1.56 CMM) at 60 psi (4.1 bar)	60" (1,524 mm)	19-1/8" (485.8 mm)	15" (381 mm)	13" (330.2 mm)	1" (25.4 mm)
JG-7.4	2 HP AIR 65 CFM (1.84 CMM) at 70 psi (4.8 bar)	60" (1,524 mm)	15-5/8" (396.9 mm)	16" (406.4 mm)	14" (355.6 mm)	1-1/4" (31.8 mm)
JG-8.4	4 HP AIR 125 CFM (3.54 CMM) at 90 psi (6.2 bar)	72" (1,828.8 mm)	16-3/4" (425.5 mm)	16" (406.4 mm)	15" (381 mm)	1-1/4" (31.8 mm)
Variable Speed 35 to 350 RPM Totally-Enclosed Fan-Cooled (TEFC)*						
JG-2.7	1/3 HP Variable Speed, 1/115 V	48" (1,219.2 mm)	17-5/8" (447.7 mm)	10" (254 mm)	8" (203.2 mm)	3/4" (19.1 mm)
JG-3.7	1/2 HP Variable Speed, 1/115 V	48" (1,219.2 mm)	18-1/2" (469.9 mm)	12" (304.8 mm)	10" (254 mm)	3/4" (19.1 mm)
JG-4.7	3/4 HP Variable Speed, 1/230 V	60" (1,524 mm)	18-3/4" (476.3 mm)	13" (330.2 mm)	11" (279.4 mm)	3/4" (19.1 mm)
JG-5.7	1 HP Variable Speed, 1/230 V	60" (1,524 mm)	18-3/8" (466.7 mm)	14" (355.6 mm)	12" (304.8 mm)	1" (25.4 mm)

*Using AC motor/control package.



Features

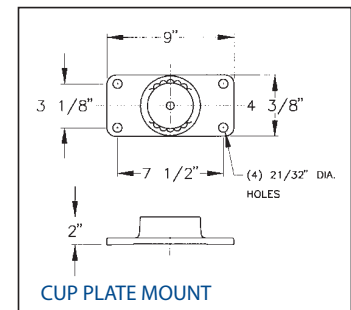
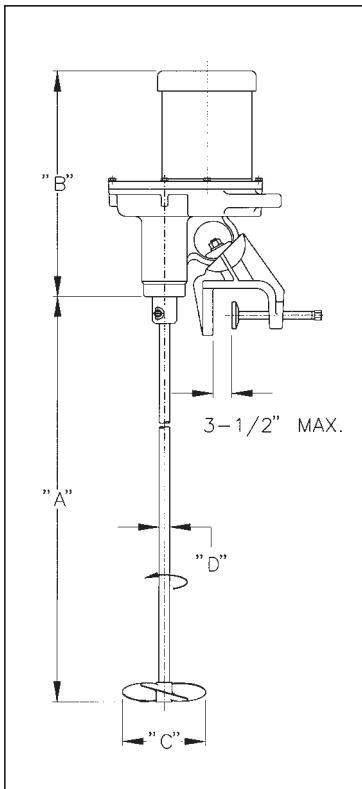
- No clutches to slip, wear or replace.
- 316SS propellers and shafts are standard. Optional coatings such as rubber, PVC or PTFE also available.
- Square pitch 1.0 ratio marine propellers are used exclusively. Flow coefficients and power consumption characteristics equal those of the best hydrofoil impeller designs.
- Vibration-absorbing pad standard.
- Motors are available in TEFC or explosion-proof enclosures (1,750 rpm, 56C frame). Air motors also available.
- Gears run in grease lubrication. Cannot leak oil.
- All JG mixer shaft bearings are permanently lubricated.
- Cast aluminum housing.
- Mounting clamp has adjustable angle of entry by indexed ball-and-socket design to achieve various process results.
- Fixed cup plate mount optional on 1/3 HP through 1-1/2 HP. Standard on 2 HP and larger models.



MODEL
JG-3.0



MODEL
JG-3.4



CUP PLATE MOUNT

Gear Drive Mixers Series JGF (Flange Mount) and Series JGR (Angle-Riser Mount) Heavy Helical Gear, 350 rpm, Grease Lube

All features of Series JG gear drive mixers (see page 4) are provided with alternate flange and angle-riser mounts.

Flange Mount Model Number	Angle-Riser Model Number	Standard Motor Description	A Shaft Length	B Motor Gear Section Length	C		D Shaft Diameter
					Single	Dual	
Totally-Enclosed Fan-Cooled (TEFC)							
JGF-2.0	JGR-2.0	1/3 HP-1-115/230	48" (1,219.2 mm)	17-58" (447.7 mm)	10" (254 mm)	8" (203.2 mm)	34" (19.1 mm)
JGF-2.1	JGR-2.1	1/3 HP-3-230/460	48" (1,219.2 mm)	17-38" (441.3 mm)	10" (254 mm)	8" (203.2 mm)	34" (19.1 mm)
JGF-3.0	JGR-3.0	1/2 HP-1-115/230	48" (1,219.2 mm)	18-12" (469.9 mm)	12" (304.8 mm)	10" (254 mm)	34" (19.1 mm)
JGF-3.1	JGR-3.1	1/2 HP-3-230/460	48" (1,219.2 mm)	17-58" (447.7 mm)	12" (304.8 mm)	10" (254 mm)	34" (19.1 mm)
JGF-4.0	JGR-4.0	3/4 HP-1-115/230	60" (1,524 mm)	18-34" (476.3 mm)	13" (330.2 mm)	11" (279.4 mm)	34" (19.1 mm)
JGF-4.1	JGR-4.1	3/4 HP-3-230/460	60" (1,524 mm)	18-18" (460.4 mm)	13" (330.2 mm)	11" (279.4 mm)	34" (19.1 mm)
JGF-5.1	JGR-5.1	1 HP-3-230/460	60" (1,524 mm)	18-38" (466.7 mm)	14" (355.6 mm)	12" (304.8 mm)	1" (25.4 mm)
JGF-6.1	JGR-6.1	1-1/2 HP-3-230/460	60" (1,524 mm)	18-34" (476.3 mm)	15" (381 mm)	13" (330.2 mm)	1" (25.4 mm)
JGF-7.1	JGR-7.1	2 HP-3-230/460	60" (1,524 mm)	20-58" (523.9 mm)	16" (406.4 mm)	14" (355.6 mm)	1-1/4" (31.8 mm)
JGF-8.1	JGR-8.1	3 HP-3-230/460	72" (1,828.8 mm)	21-58" (549.3 mm)	16" (406.4 mm)	15" (381 mm)	1-1/4" (31.8 mm)
JGF-9.1	JGR-9.1	5 HP-3-230/460	72" (1,828.8 mm)	23" (584.2 mm)	16" (406.4 mm)	15" (381 mm)	1-1/4" (31.8 mm)
Explosion-Proof Class 1 Group D (EP)							
JGF-2.2	JGR-2.2	1/3 HP-1-115/230	48" (1,219.2 mm)	20-12" (520.7 mm)	10" (254 mm)	8" (203.2 mm)	34" (19.1 mm)
JGF-2.3	JGR-2.3	1/3 HP-3-230/460	48" (1,219.2 mm)	17-38" (441.3 mm)	10" (254 mm)	8" (203.2 mm)	34" (19.1 mm)
JGF-3.2	JGR-3.2	1/2 HP-1-115/230	48" (1,219.2 mm)	21" (533.4 mm)	12" (304.8 mm)	10" (254 mm)	34" (19.1 mm)
JGF-3.3	JGR-3.3	1/2 HP-3-230/460	48" (1,219.2 mm)	19-58" (498.5 mm)	12" (304.8 mm)	10" (254 mm)	34" (19.1 mm)
JGF-4.2	JGR-4.2	3/4 HP-1-115/230	60" (1,524 mm)	21-1/2" (546.1 mm)	13" (330.2 mm)	11" (279.4 mm)	34" (19.1 mm)
JGF-4.3	JGR-4.3	3/4 HP-3-230/460	60" (1,524 mm)	19-58" (498.5 mm)	13" (330.2 mm)	11" (279.4 mm)	34" (19.1 mm)
JGF-5.3	JGR-5.3	1 HP-3-230/460	60" (1,524 mm)	20-1/2" (520.7 mm)	14" (355.6 mm)	12" (304.8 mm)	1" (25.4 mm)
JGF-6.3	JGR-6.3	1-1/2 HP-3-230/460	60" (1,524 mm)	20-1/2" (520.7 mm)	15" (381 mm)	13" (330.2 mm)	1" (25.4 mm)
JGF-7.3	JGR-7.3	2 HP-3-230/460	60" (1,524 mm)	22-1/8" (561 mm)	16" (406.4 mm)	14" (355.6 mm)	1-1/4" (31.8 mm)
Air Motor							
JGF-3.4	JGR-3.4	1/3-1/2 HP AIR 12-20 CFM (0.34-0.57 CMM) at 40-80 psi (2.8-5.5 bar)	48" (1,219.2 mm)	17-1/8" (435 mm)	12" (304.8 mm)	10" (254 mm)	34" (19.1 mm)
JGF-4.4	JGR-4.4	3/4 HP AIR 30 CFM (0.85 CMM) at 60 psi (4.1 bar)	60" (1,524 mm)	18" (457.2 mm)	13" (330.2 mm)	11" (279.4 mm)	34" (19.1 mm)
JGF-5.4	JGR-5.4	1 HP AIR 40 CFM (1.13 CMM) at 40 psi (2.8 bar)	60" (1,524 mm)	19-1/8" (485.8 mm)	14" (355.6 mm)	12" (304.8 mm)	1" (25.4 mm)
JGF-6.4	JGR-6.4	1-1/2 HP AIR 55 CFM (1.56 CMM) at 60 psi (4.1 bar)	60" (1,524 mm)	19-1/8" (485.8 mm)	15" (381 mm)	13" (330.2 mm)	1" (25.4 mm)
JGF-7.4	JGR-6.4	2 HP AIR 65 CFM (1.84 CMM) at 70 psi (4.8 bar)	60" (1,524 mm)	15-5/8" (396.9 mm)	16" (406.4 mm)	14" (355.6 mm)	1-1/4" (31.8 mm)
JGR-8.4	JGF-8.4	4 HP AIR 125 CFM (3.54 CMM) at 90 psi (6.2 bar)	72" (1,828.8 mm)	16-3/4" (425.5 mm)	16" (406.4 mm)	15" (381 mm)	1-1/4" (31.8 mm)
Variable Speed 35 To 350 rpm Totally-Enclosed Fan-Cooled (TEFC)*							
JGF-2.7	JGR-2.7	1/3 HP Variable Speed, 1/115 V	48" (1,219.2 mm)	17-58" (447.7 mm)	10" (254 mm)	8" (203.2 mm)	34" (19.1 mm)
JGF-3.7	JGR-3.7	1/2 HP Variable Speed, 1/115 V	48" (1,219.2 mm)	18-12" (469.9 mm)	12" (304.8 mm)	10" (254 mm)	34" (19.1 mm)
JGF-4.7	JGR-4.7	3/4 HP Variable Speed, 1/230 V	60" (1,524 mm)	18-34" (476.3 mm)	13" (330.2 mm)	11" (279.4 mm)	34" (19.1 mm)
JGF-5.7	JGR-5.7	1 HP Variable Speed, 1/230 V	60" (1,524 mm)	18-38" (466.7 mm)	14" (355.6 mm)	12" (304.8 mm)	1" (25.4 mm)

*Using AC motor/control package.



Features

Series JGF Mixers

(Flange Mount)

- Flange stuffing box rated to 15 psi (1.03 bar).
- Standard mounting flange is 6" (152.4 mm) carbon steel, 316SS optional.
- Optional flanges available in 8" (203.2 mm), 10" (254 mm), 12" (304.8 mm), or 14" (355.6 mm).

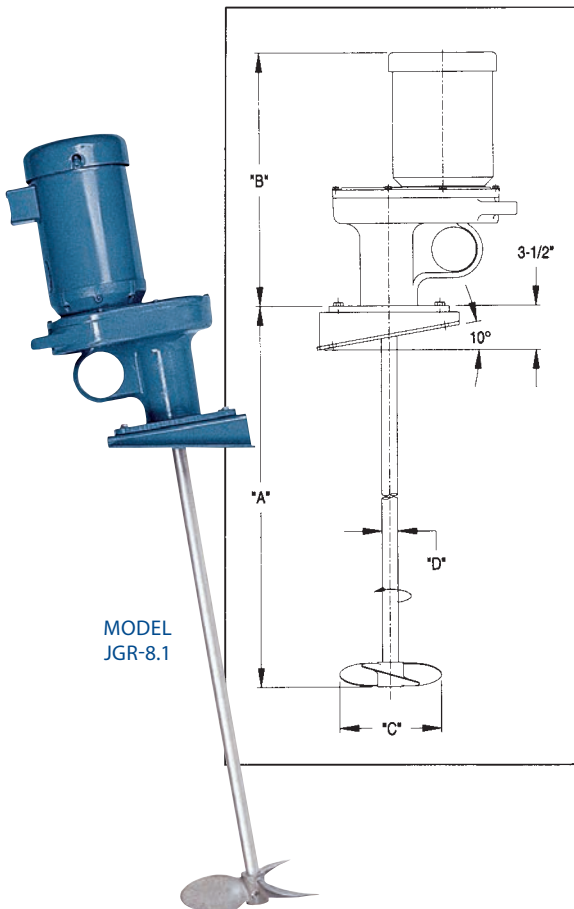
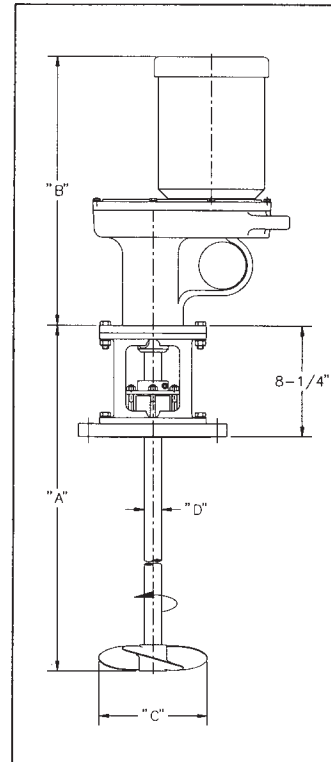
Series JGR Mixers

(Angle-Riser Mount)

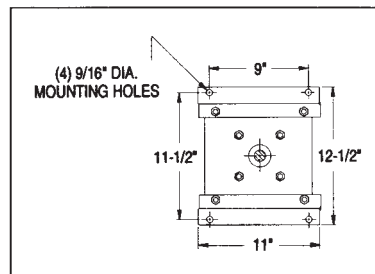
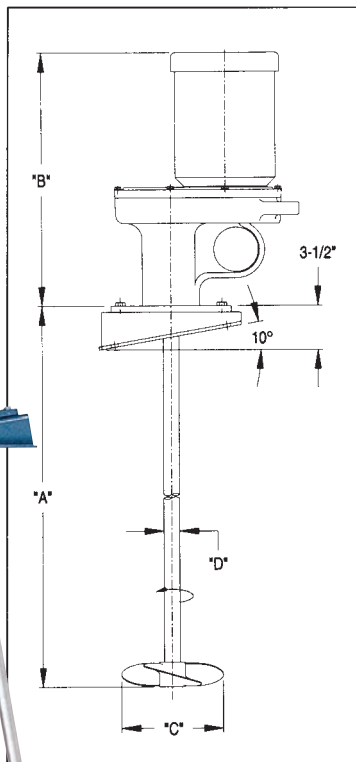
- Angle-riser mount provides a fixed 10° angle of entry.



MODEL
JGF-8.1



MODEL
JGR-8.1



Direct Drive Mixer Series JD

Clamp or Cup Plate Mount 1,750 rpm, Grease Lube

Engineered to meet the need of a large direct drive mixer with a housing that cannot leak oil.

Flange Mount Model Number	Standard Motor Description	A Shaft Length	B	C		D Shaft Diameter
				Single	Dual	
Totally-Enclosed Fan-Cooled (TEFC)						
JD-2.0	1/3 HP-1-115/230	36" (914.4 mm)	21-1/8" (536.6 mm)	4" (101.6 mm)	4" (101.6 mm)	3/4" (19.05 mm)
JD-2.1	1/3 HP-3-230/460	36" (914.4 mm)	20-3/4" (527.1 mm)	4" (101.6 mm)	4" (101.6 mm)	3/4" (19.05 mm)
JD-3.0	1/2 HP-1-115/230	48" (1,219.2 mm)	22" (558.8 mm)	5" (127 mm)	4" (101.6 mm)	3/4" (19.05 mm)
JD-3.1	1/2 HP-3-230/460	48" (1,219.2 mm)	21-1/8" (536.6 mm)	5" (127 mm)	4" (101.6 mm)	3/4" (19.05 mm)
JD-4.0	3/4 HP-1-115/230	48" (1,219.2 mm)	22-1/4" (565.2 mm)	5" (127 mm)	4" (101.6 mm)	3/4" (19.05 mm)
JD-4.1	3/4 HP-3-230/460	48" (1,219.2 mm)	21-1/2" (546.1 mm)	5" (127 mm)	4" (101.6 mm)	3/4" (19.05 mm)
JD-5.1	1 HP-3-230/460	60" (1,524 mm)	21-3/4" (552.5 mm)	6" (152.4 mm)	5" (127 mm)	1" (25.4 mm)
JD-6.1	1-1/2 HP-3-230/460	60" (1,524 mm)	22-1/4" (565.2 mm)	6" (152.4 mm)	5" (127 mm)	1" (25.4 mm)
JD-7.1	2 HP-3-230/460	60" (1,524 mm)	23-1/2" (596.9 mm)	7" (177.8 mm)	6" (152.4 mm)	1" (25.4 mm)
Explosion-Proof Class 1 Group D (EP)						
JD-2.2	1/3 HP-1-115/230	36" (914.4 mm)	24" (609.6 mm)	4" (101.6 mm)	4" (101.6 mm)	3/4" (19.05 mm)
JD-2.3	1/3 HP-3-230/460	36" (914.4 mm)	20-3/4" (527.1 mm)	4" (101.6 mm)	4" (101.6 mm)	3/4" (19.05 mm)
JD-3.2	1/2 HP-1-115/230	48" (1,219.2 mm)	24-1/2" (622.3 mm)	5" (127 mm)	4" (101.6 mm)	3/4" (19.05 mm)
JD-3.3	1/2 HP-3-230/460	48" (1,219.2 mm)	23-1/8" (587.4 mm)	5" (127 mm)	4" (101.6 mm)	3/4" (19.05 mm)
JD-4.2	3/4 HP-1-115/230	48" (1,219.2 mm)	25" (635 mm)	5" (127 mm)	4" (101.6 mm)	3/4" (19.05 mm)
JD-4.3	3/4 HP-3-230/460	48" (1,219.2 mm)	23-1/8" (587.4 mm)	5" (127 mm)	4" (101.6 mm)	3/4" (19.05 mm)
JD-5.3	1 HP-3-230/460	60" (1,524 mm)	24" (609.6 mm)	6" (152.4 mm)	5" (127 mm)	1" (25.4 mm)
JD-6.3	1-1/2 HP-3-230/460	60" (1,524 mm)	24" (609.6 mm)	6" (152.4 mm)	5" (127 mm)	1" (25.4 mm)
JD-7.3	2 HP-3-230/460	60" (1,524 mm)	25-1/2" (647.7 mm)	7" (177.8 mm)	6" (152.4 mm)	1" (25.4 mm)
Air Motor						
JD-3.4	1/3 HP to 1/2 HP AIR Air Requirements: 12-20 CFM (0.34-0.57 CMM) at 40-80 psi (2.8-5.5 bar)	48" (1,219.2 mm)	16-1/2" (419.1 mm)	5" (127 mm)	4" (101.6 mm)	3/4" (19.05 mm)
JD-4.4	3/4 HP AIR Air Requirements: 30 CFM (0.85 CMM) at 60 psi (4.1 bar)	48" (1,219.2 mm)	17-3/8" (441.3 mm)	5" (127 mm)	4" (101.6 mm)	3/4" (19.05 mm)
JD-5.4	1 HP AIR Air Requirements: 40 CFM (1.13 CMM) at 40 psi (2.8 bar)	60" (1,524 mm)	18-1/2" (469.9 mm)	6" (152.4 mm)	5" (127 mm)	1" (25.4 mm)
JD-6.4	1-1/2 HP AIR Air Requirements: 55 CFM (1.56 CMM) at 60 psi (4.1 bar)	60" (1,524 mm)	18-1/2" (469.9 mm)	6" (152.4 mm)	5" (127 mm)	1" (25.4 mm)
JD-7.4	2 HP AIR Air Requirements: 65 CFM (1.84 CMM) at 75 psi (5.1 bar)	60" (1,524 mm)	18-1/2" (469.9 mm)	7" (177.8 mm)	6" (152.4 mm)	1" (25.4 mm)

Features

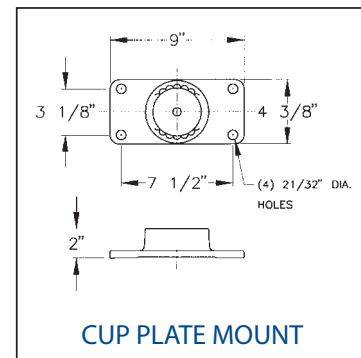
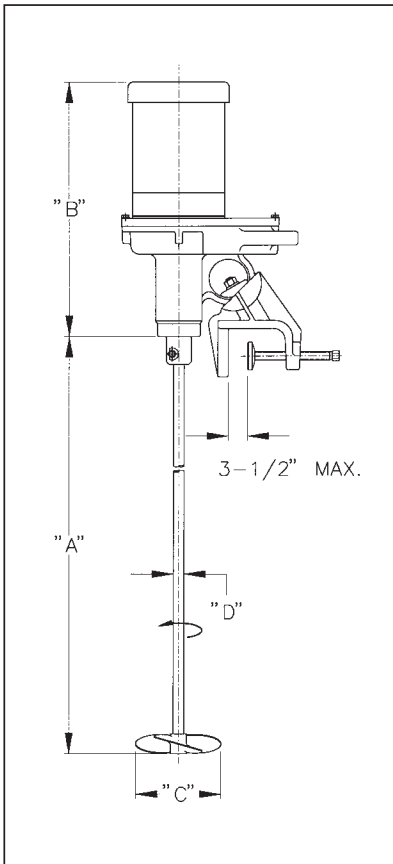
- Square pitch 1.0 ratio marine propellers are used exclusively. Flow coefficients and power consumption characteristics equal those of the best hydrofoil impeller designs.
- 316SS propellers and shafts are standard. Optional coatings such as rubber, PVC or PTFE also available.
- JD mixers have adjustable angles of entry by indexed ball-and-socket design to achieve different process results.
- Motors are available in TEFC or explosion-proof enclosures (1,750 rpm, 56C frame). Air motors also available.
- Vibration-absorbing pad standard.
- All JD mixer shaft bearings are permanently lubricated.
- Variable speed drivest available.
- Cast aluminum housing.
- Fixed cup plate mount optional.



MODEL
JD-6.1



MODEL
JD-3.4



CUP PLATE MOUNT

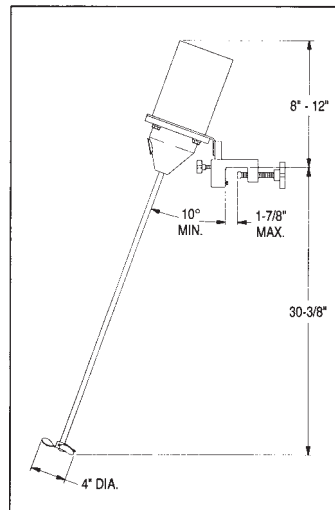
Small Batch Mixer Series BN

1,750 rpm Direct Drive, Clamp Mount

Series BN mixers are the premier line of small direct drive mixers for mixing small batches of low viscosity fluids.

Model Number	Standard Motor Description	Shaft Length	Shaft Diameter
Totally-Enclosed Fan-Cooled (TEFC)			
BN-1.0	1/4 HP-1-115/230	32" (812.8 mm)	1/2" (12.7 mm)
BN-2.0	1/3 HP-1-115/230	32" (812.8 mm)	1/2" (12.7 mm)
BN-2.2	1/3 HP-3-230/460	32" (812.8 mm)	1/2" (12.7 mm)
BN-3.0	1/2 HP-1-115/230	32" (812.8 mm)	5/8" (15.9 mm)
BN-3.2	1/2 HP-3-230/460	32" (812.8 mm)	5/8" (15.9 mm)
Explosion-Proof Class 1 Group D (EP)			
BN-2.1	1/3 HP-1-115/230	32" (812.8 mm)	1/2" (12.7 mm)
BN-2.3	1/3 HP-3-230/460	32" (812.8 mm)	1/2" (12.7 mm)
BN-3.1	1/2 HP-1-115/230	32" (812.8 mm)	5/8" (15.9 mm)
BN-3.3	1/2 HP-3-230/460	32" (812.8 mm)	5/8" (15.9 mm)
Air Motor			
BN-4.0	1/4 HP to 1/2 HP AIR	32" (812.8 mm)	5/8" (15.9 mm)

To develop 1/4 HP at 1,725 rpm requires 10 CFM (0.28 CMM) at 15 psi (1.0 bar)
 1/3 HP at 1,725 rpm requires 12 CFM (0.34 CMM) at 20 psi (1.4 bar)
 1/2 HP at 1,725 rpm requires 22 CFM (0.62 CMM) at 40 psi (2.8 bar)



MODEL
BN-3.0

Features

- Easy mounting. Clamp cannot slip, preventing propeller from hitting side of tank.
- Quick, easy adjustment between "angled-on-center" and "angled-off-center" positions without tools.
- Coupling is fully enclosed.
- Motors are available in TEFC or explosion-proof enclosures (56C frame). Air motors also available.
- Off-the-shelf delivery.
- Shaft and prop 316SS.
 - PVC coating available.
- Clamp adjusts to any angle.

Laboratory Mixers Series L

Bar, Clamp and Bracket Mount

Neptune laboratory mixers are available in air or electric drive with clamp or bracket mount.

- The air motors include a control valve and muffler.
- Shaft and prop 316SS.

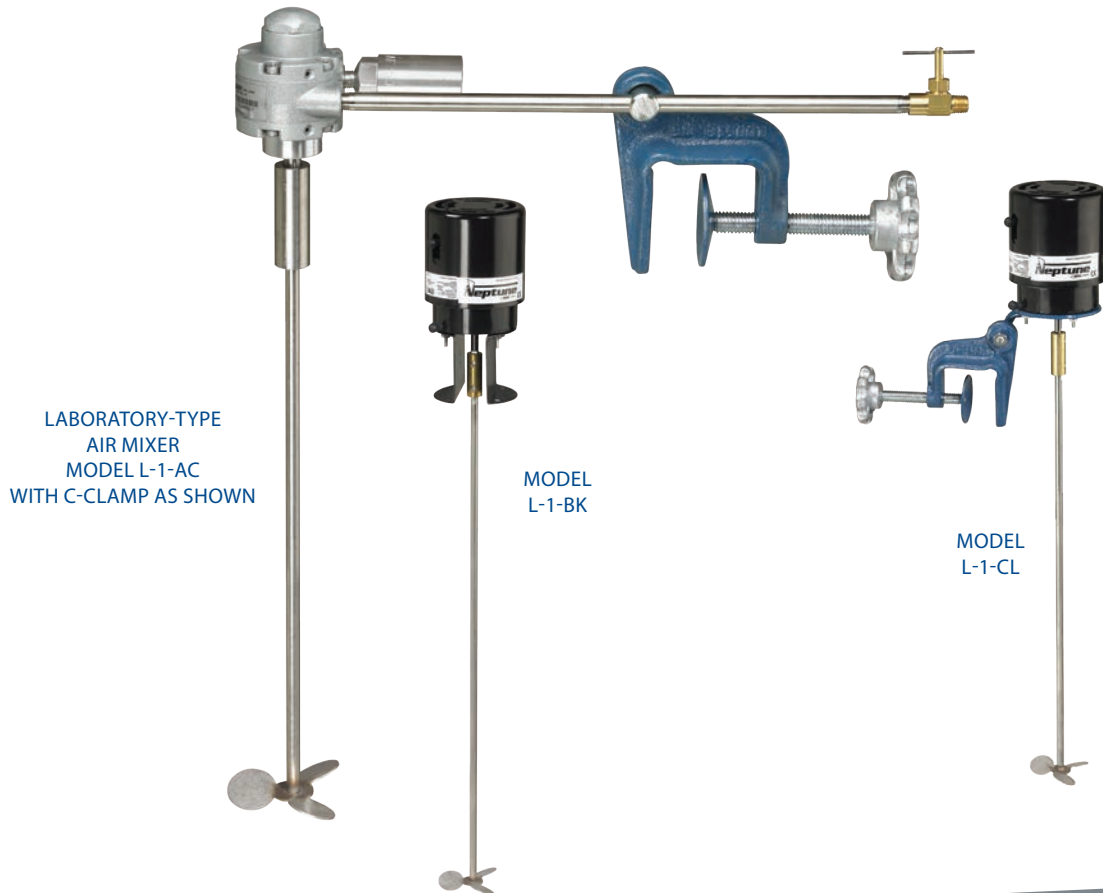
The Model L-1-AC includes a C-clamp and the air supply pipe that passes through the C-clamp. Model L-1-A does not include a C-clamp but the air supply pipe will fit a standard 1/2" (12.7mm) laboratory bar clamp.

Cord and plug are standard with 1,550-rpm electric models. Operating speed ranges from 200 to 2,000 rpm with air motors.

Model Number	Standard Motor Description	Mount Type	RPM	Shaft Length	Prop Diameter	Shaft Diameter
Totally-Enclosed Fan-Cooled (TEFC)						
L-1-CL	1/20 HP-115-60	C-Clamp	1,550	30" (762 mm)	3" (76.2 mm)	5/16" (7.9 mm)
L-1-CL 24	1/20 HP-115-60	C-Clamp	1,550	24" (609.6 mm)	3" (76.2 mm)	5/16" (7.9 mm)
L-1-CL 18	1/20 HP-115-60	C-Clamp	1,550	18" (457.2 mm)	3" (76.2 mm)	5/16" (7.9 mm)
L-1-BK	1/20 HP-115-60	Bracket	1,550	30" (762 mm)	3" (76.2 mm)	5/16" (7.9 mm)
Air Motor						
L-1-A	*HP Air Motor	Lab Clamp	Variable	20" (508 mm)	3" (76.2 mm)	5/16" (7.9 mm)
L-1-AC	*HP Air Motor	C-Clamp	Variable	20" (508 mm)	3" (76.2 mm)	5/16" (7.9 mm)

Air (speed) control valve included on air motor models

* Develops 0.10 HP @ 2,000 rpm Requires 6 CFM (0.17 CMM) @ 60 psi (4.1 bar)
0.175 HP @ 2,000 rpm Requires 10 CFM (0.28 CMM) @ 60 psi (4.1 bar)



Economy Batch Mixers Series A and B

1,750 rpm Direct Drive, Clamp Mount


The economy line of small direct drive mixers for small batches of low viscosity fluids.

Features

- Universal motor mount accepts 48 and 56 frame foot-mounted motors.
- Motors are available in TEFC or explosion-proof enclosures. Air motors also available.
- Off-the-shelf delivery.
- Shaft and prop 316SS.
 - PVC coating available.
- Clamp adjusts to any angle.

Model Number	Standard Motor Description	Shaft Length	Shaft Diameter
Totally-Enclosed Fan-Cooled (TEFC)			
A-1.0	1/4 HP-1-115	32" (812.8 mm)	1/2" (12.7 mm)
B-1.0	1/4 HP-1-115/230	32" (812.8 mm)	1/2" (12.7 mm)
B-2.0	1/3 HP-1-115/230	32" (812.8 mm)	1/2" (12.7 mm)
B-3.0	1/2 HP-1-115/230	32" (812.8 mm)	5/8" (15.9 mm)
B-3.2	1/2 HP-3-230/460	32" (812.8 mm)	5/8" (15.9 mm)
Explosion-Proof Class 1 Group D (EP)			
B-3.1	1/2 HP-1-115/230	32" (812.8 mm)	5/8" (15.9 mm)
Air Motor			
B-4.0	1/4 HP to 1/2 HP AIR	35" (889 mm)	5/8" (15.9 mm)

To develop 1/4 HP at 1,725 rpm requires 10 CFM (0.28 CMM) at 45 psi (3.1 bar)
 1/3 HP at 1,725 rpm requires 14 CFM (0.40 CMM) at 60 psi (4.1 bar)
 1/2 HP at 1,725 rpm requires 18 CFM (0.51 CMM) at 80 psi (5.5 bar)



MODEL
BF-7.4-275

Direct Drive Air Mixer Series BF

Flange Mount

The Neptune flange mounted, air driven mixer that uses 316SS shaft and 316SS marine propellers.

Single propeller models have one left-handed propeller pumping downward in normal operation.

Dual propeller models have one each left-hand and right-hand propellers providing counterflow mixing.

Air control valve included to allow speed adjustment. Motor may be stalled without damage.



Model Number	Motor Horsepower	Mounting Flange	Shaft Diameter	Shaft Length	Propeller Size Single	Propeller Size Dual*
BF-5.4-15S	1 HP Air Motor	6" (152.4 mm)	5/8" (15.9 mm)	15" (381 mm)	6" (152.4 mm)	6" (152.4 mm)
BF-5.4-27S	1 HP Air Motor	6" (152.4 mm)	5/8" (15.9 mm)	27" (685.8 mm)	6" (152.4 mm)	6" (152.4 mm)
BF-5.4-48S	1 HP Air Motor	6" (152.4 mm)	5/8" (15.9 mm)	48" (1,219.2 mm)	6" (152.4 mm)	6" (152.4 mm)
BF-7.4-27S	2 HP Air Motor	7" (177.8 mm)	3/4" (19.1 mm)	27" (685.8 mm)	8" (203.2 mm)	8" (203.2 mm)
BF-7.4-48S	2 HP Air Motor	7" (177.8 mm)	3/4" (19.1 mm)	48" (1,219.2 mm)	8" (203.2 mm)	8" (203.2 mm)
BF-7.4-60S	2 HP Air Motor	7" (177.8 mm)	3/4" (19.1 mm)	60" (1,524 mm)	8" (203.2 mm)	8" (203.2 mm)
BF-8.4-27S	3 HP Air Motor	7" (177.8 mm)	1" (25.4 mm)	27" (685.8 mm)	10" (254 mm)	10" (254 mm)
BF-8.4-48S	3 HP Air Motor	7" (177.8 mm)	1" (25.4 mm)	48" (1,219.2 mm)	10" (254 mm)	10" (254 mm)
BF-8.4-60S	3 HP Air Motor	7" (177.8 mm)	1" (25.4 mm)	60" (1,524 mm)	10" (254 mm)	10" (254 mm)

Air set not included. Order P/N 100804 for complete air set consisting of regulator, filter and lubricator.


* To specify dual props: change "S" in Model Number to "D".

Air Consumption: 1 HP – 16 CFM (0.45 CMM) at 70 psi (4.8 bar);
 2 HP – 20 CFM (0.57 CMM) at 70 psi (4.8 bar);
 3 HP – 30 CFM (0.85 CMM) at 70 psi (4.8 bar).

Direct Drive Air Mixer Series BC Clamp Mount

The Neptune Series BC clamp mounted, air driven mixer that uses a 316SS shaft and 316SS marine propellers.

Knob allows clamp to be loosened without tools to adjust shaft angle. Handle allows firm grip on mixer when positioning. Three blade left-hand marine propellers pump downward in normal operation. Air control valve included to allow speed adjustment. Motor may be stalled without damage.



MODEL
BC-5.4-27S

Model Number	Motor Horsepower	Shaft Diameter	Shaft Length	Propeller Size Single	Propeller Size Dual*
BC-5.4-27S	1 HP Air Motor	5/8" (15.9 mm)	27" (685.8 mm)	6" (152.4 mm)	6" (152.4 mm)
BC-5.4-36S	1 HP Air Motor	5/8" (15.9 mm)	36" (914.4 mm)	6" (152.4 mm)	6" (152.4 mm)
BC-5.4-48S	1 HP Air Motor	5/8" (15.9 mm)	48" (1,219.2 mm)	6" (152.4 mm)	6" (152.4 mm)
BC-7.4-27S	2 HP Air Motor	3/4" (19.1 mm)	27" (685.8 mm)	8" (203.2 mm)	N/A
BC-7.4-36S	2 HP Air Motor	3/4" (19.1 mm)	36" (914.4 mm)	8" (203.2 mm)	8" (203.2 mm)
BC-7.4-48S	2 HP Air Motor	3/4" (19.1 mm)	48" (1,219.2 mm)	8" (203.2 mm)	8" (203.2 mm)
BC-7.4-60S	2 HP Air Motor	3/4" (19.1 mm)	60" (1,524 mm)	8" (203.2 mm)	8" (203.2 mm)

Air set not included. Order P/N 100804 for complete air set consisting of regulator, filter and lubricator.

* To specify dual propellers: change "S" in Model Number to "D".

Air Consumption: 1 HP – 16 CFM (0.45 CMM) at 70 psi (4.8 bar);
 2 HP – 20 CFM (0.57 CMM) at 70 psi (4.8 bar).

Drum Mixers Series E and F

Bung-Entering – 55-Gallon (208.2 liter), 1,750 rpm

Neptune offers a complete line of bung-entering mixers. These mixers come in two styles for water-like solutions that use a folding propeller (Series E & F). Two styles (Series H & HGS) are also available for viscous fluids that use permanent blades and are offered in higher horsepowers. All Neptune bung-entering mixers fit through the standard 2" (50.8 mm) bung on 55-gallon (208.2 liter) drums.

Features

- Shaft and folding propeller are 316SS. Propeller folds for entry; opens to 3-3/4" (95.3 mm) diameter when operating.
- All mixers are in stock for off-the-shelf delivery.
- Motors are available in TEFC or explosion-proof enclosures (56C frame). Air motors also available.

CLOSED
(FOR ENTERING)



OPEN
(FOR MIXING)



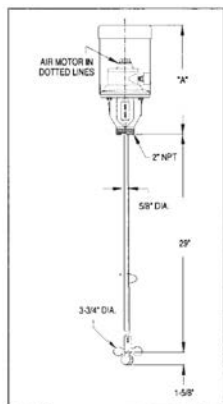
Series E Mixers

Model Number	Standard Motor Description	A
Totally-Enclosed Fan-Cooled (TEFC)		
E-1.0	1/4 HP-1-115/230	13" (330.2 mm)
E-2.0	1/3 HP-1-115/230	13-1/4" (336.6 mm)
E-2.2	1/3 HP-3-230/460	13-1/4" (336.6 mm)
E-3.0	1/2 HP-1-115/230	14" (355.6 mm)
E-3.2	1/2 HP-3-230/460	13-5/8" (346.1 mm)
Explosion-Proof Class 1 Group D (EP)		
E-2.1	1/3 HP-1-115/230	14-3/8" (365.1 mm)
E-2.3	1/3 HP-3-230/460	14-3/8" (365.1 mm)
E-3.1	1/2 HP-1-115/230	16-3/4" (425.5 mm)
E-3.3	1/2 HP-3-230/460	14-3/8" (365.1 mm)
Air Motor		
E-4.0	1/4 HP to 1/2 HP AIR Air Requirements: 10-20 CFM (0.28-0.57 CMM) at 20-40 psi (1.4-2.8 bar)	10-5/8" (269.9 mm)

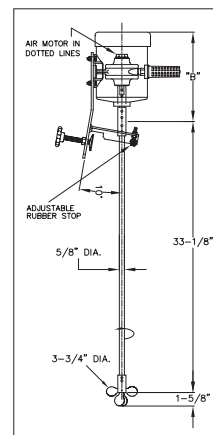
Series F Mixers

Model Number	Standard Motor Description	B
Totally-Enclosed Fan-Cooled (TEFC)		
F-1.0	1/4 HP-1-115/230	10-5/8" (269.9 mm)
F-2.0	1/3 HP-1-115/230	10-7/8" (276.2 mm)
F-3.0	1/2 HP-1-115/230	11-5/8" (295.3 mm)
F-3.2	1/2 HP-3-230/460	11-1/4" (285.8 mm)
Explosion-Proof Class 1 Group D (EP)		
F-3.1	1/2 HP-1-115/230	14-3/8" (365.1 mm)
Air Motor		
F-4.0	1/4 HP to 1/2 HP AIR Air Requirements: 10-20 CFM (0.28-0.57 CMM) at 40-480 psi (2.8-33.1 bar)	5-1/4" (133.4 mm)

50 Hz Motors Available



MODEL E-2.1
SCREWS INTO STANDARD
2" (50.8 MM) BUNG FITTING



MODEL F-2.0
CLAMPS TO LIP OF
STANDARD STEEL DRUMS



Drum Mixers Series H and HGS

Bung-Entering – 55-Gallon (208.2 Liter) Drum, High Viscosity

Features

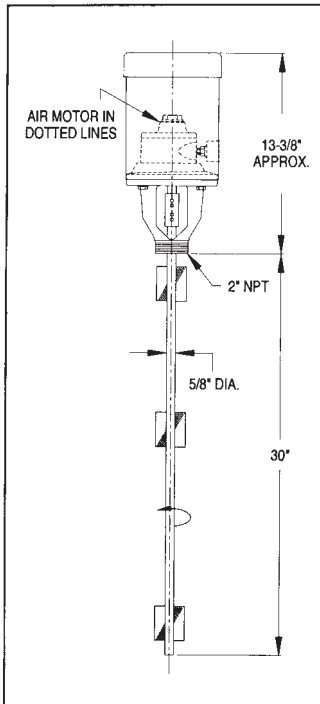
- Shaft and propeller are 316SS.
- Available electric or air motor powered to 1 HP.
- For mixing extremely heavy or shear-sensitive chemicals in drums.
- Designed to screw into standard 2" (50.8 mm) bung opening on 55-gallon (208.2 liter) drums.

Standard Motor Description	SERIES H – DIRECT DRIVE		SERIES HGS – GEAR DRIVE	
	Model Number	Viscosity Limitation cPs	Model Number	Viscosity Limitation cPs
Totally-Enclosed Fan-Cooled (TEFC)				
1/3 HP-1-115/230	H-2.0	1,000	HGS-2.0	4,000
1/2 HP-1-115/230	H-3.0	4,000	HGS-3.0	16,000
3/4 HP-1-115/230	H-5.0	6,000	HGS-5.0	24,000
1 HP-1-115/230	H-6.0	8,000	HGS-6.0	32,000
Air Motor				
1/4 HP to 1/2 HP AIR Air Requirements: 10-20 CFM (0.28-0.57 CMM) at 20-40 psi (1.4-2.8 bar)	H-4.0	4,000	HGS-4.0	24,000
3/4 HP to 1 HP AIR Air Requirements: 30-40 CFM (0.85-1.1 CMM) at 25-35 psi (1.7-2.4 bar)	H-7.0	8,000	HGS-7.0	32,000

Explosion-proof models available—contact factory.

Series H Mixers

Direct Drive, 1,750 rpm
Viscosity to 8,000 cPs



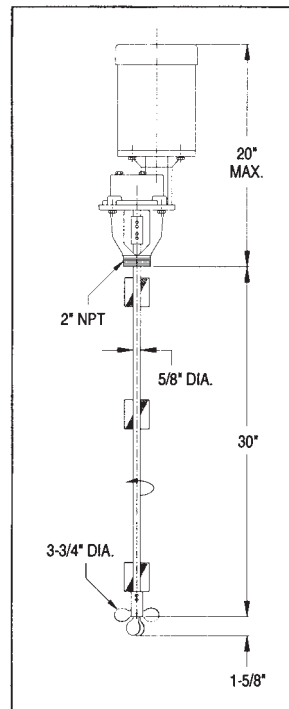
Six mixing blades



MODEL H-3.0

Series HGS Mixers

Gear Drive, 430 rpm
Viscosity to 32,000 cPs



Six mixing blades with folding propeller




MODEL HGS-3.0

Bulk Container Mixer Series JGT

Gear Drive, Bung or Bracket Mount, 350 rpm

Features


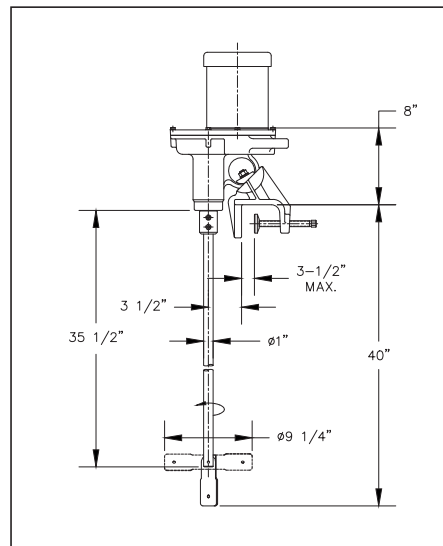
- Mounts to the tank or optional universal bracket.
- 316SS propeller folds to fit through 2" (50.8 mm) opening; opens to 9" (228.6 mm) operating diameter.
- 35" (889 mm) shaft length.



MODEL
JGT

Model Number	Standard Motor Description	Shaft Diameter
Totally-enclosed fan-cooled (TEFC)		
JGT-1.0	1/2 HP-1-115/230	1" (25.4 mm)
JGT-1.2	1/2 HP-3-230/460	1" (25.4 mm)
JGT-2.0	3/4 HP-1-115/230	1" (25.4 mm)
JGT-2.2	3/4 HP-3-230/460	1" (25.4 mm)
JGT-3.0	1 HP-3-230/460	1" (25.4 mm)
Air Motor		
JGT-1.4	1/2 HP AIR Air Requirements: 20 CFM (0.57 CMM) at 40 psi (2.8 bar)	1" (25.4 mm)
JGT-3.2	3/4 HP to 1 HP AIR Air Requirements: 30-40 CFM (0.85-1.13 CMM) at 25-35 psi (1.7-2.4 bar)	1" (25.4 mm)

For explosion-proof models, see price list.



OPTIONAL SERIES JGT BRACKET
ADJUSTS TO FIT 32" (812.8 MM)
TO 50-1/2" (1,282.7 MM)
WIDE CONTAINERS

MODEL DTS STEEL

Bulk Container Mixer Gear Drive, Bung or Bracket Mount

Neptune bulk container mixers allow mixing in semi-bulk shipping containers.


Series HGL, 430 rpm

Features

- Mounts to 2" (50.8 mm) coupling or flange.
- 316SS propeller folds to fit through 2" (50.8 mm) opening; opens to 9" (228.6 mm) operating diameter.
- Second folding propeller bolts anywhere on 3/4" (19.05 mm) shaft – P/N 004479.

Model Number	Standard Motor Description	Shaft Diameter
Totally-Enclosed Fan-Cooled (TEFC)		
HGL-3.0	1/2 HP-1-115/230	3/4" (19.1 mm)
HGL-5.0	3/4 HP-1-115/230	3/4" (19.1 mm)
HGL-6.0	1 HP-1-115/230	3/4" (19.1 mm)
HGL-6.2	1 HP-3-230/460	3/4" (19.1 mm)
Air Motor		
HGL-4.0	1/2 HP AIR Air Requirements: 20 CFM (0.57 CMM) at 40 psi (1.4-2.8 bar)	3/4" (19.1 mm)
HGL-7.0	3/4 HP to 1 HP AIR Air Requirements: 30-40 CFM (0.85-1.13 CMM) at 25-35 psi (1.7-2.4 bar)	3/4" (19.1 mm)

For explosion-proof models, see price list.



SERIES HGL MIXER WITH CAP MOUNT CONVERTS ANY POLY CAP TO A 2" (50.8 MM), SS, THREADED, FEMALE FITTING TO MOUNT THE HGL MIXER. SPECIFY BULKHEAD FITTING (OPTIONAL)

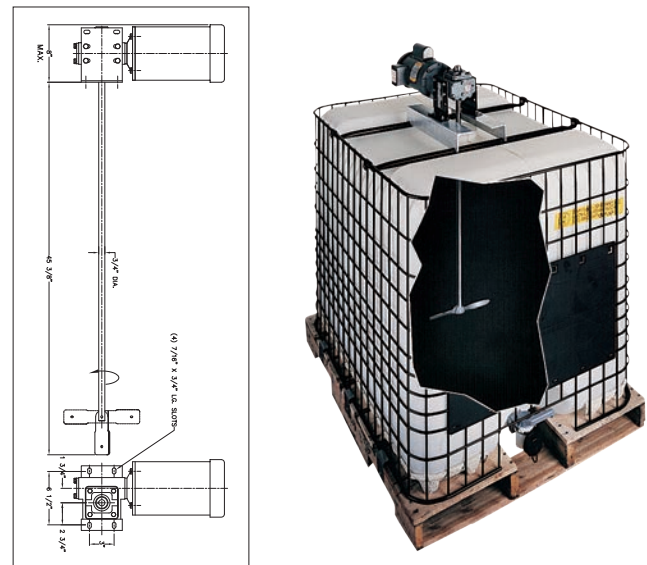
Series RGT, 350 rpm

Features

- Mounts to the tank or optional bracket.
- 316SS propeller folds to fit through 2" (50.8 mm) opening; opens to 9" (228.6 mm) operating diameter.
- Second folding propeller bolts anywhere on 3/4" (19.05 mm) shaft – P/N 004479.


Model Number	Standard Motor Description	Shaft Diameter
Totally-Enclosed Fan-Cooled (TEFC)		
RGT-1.0	1/2 HP-1-115/230	3/4" (19.1 mm)
RGT-1.2	1/2 HP-3-230/460	3/4" (19.1 mm)
RGT-2.0	3/4 HP-1-115/230	3/4" (19.1 mm)
RGT-2.2	3/4 HP-3-230/460	3/4" (19.1 mm)
RGT-3.0	1 HP-1-115/230	3/4" (19.1 mm)
RGT-3.2	1 HP-3-230/460	3/4" (19.1 mm)
Air Motor		
RGT-1.4	1/2 HP AIR Air Requirements: 20 CFM (0.57 CMM) at 40 psi (1.4-2.8 bar)	3/4" (19.1 mm)
RGT-3.4	3/4 HP to 1 HP AIR Air Requirements: 30-40 CFM (0.85-1.13 CMM) at 25-35 psi (1.7-2.4 bar)	3/4" (19.1 mm)

For explosion-proof models, see price list.

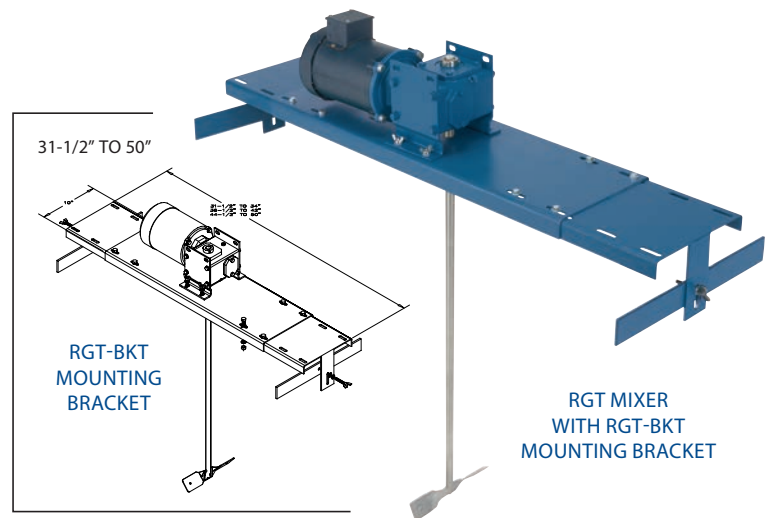


RGT Mixers

Use Series RGT mixers on single containers or sandwich between stacked semi-bulk shipping containers.



RGT MIXER
INSTALLED BETWEEN
STACKABLE IBCS



31-1/2" TO 50"

RGT-BKT
MOUNTING
BRACKET

RGT MIXER
WITH RGT-BKT
MOUNTING BRACKET

Specialty Mixers: Hand-Held Hand-Held Mixers

Air-driven mixers that feature cast aluminum pistol grip to comfortably fit the hand.

Used to mix small batches of thin or heavy liquids. Air control valve allows easy speed adjustment. Low speed mixing and stalling in heavy liquids will not cause overheating as with an electric mixer.

Stainless steel multi-blade cage impeller will not damage container and is ideal for rapid, thorough mixing of paints, adhesives, drywall compounds, etc. Two impeller sizes and three shaft lengths fit most open top containers from 1 to 55 gallons (3.8 to 208.2 liters).

MODEL
HH10



Model Number	Recommended Container Size	Shaft Diameter and Length	Mixing Head Diameter
HH12	1 to 2 Gallon (3.79 to 7.57 Liter)	1/4" x 15" (6.35 mm x 381 mm)	2-5/8" (66.7 mm)
HH10	5 to 10 Gallon (18.93 to 37.86 Liter)	1/2" x 21" (12.7 mm x 533.4 mm)	5" (127 mm)
HH55	50/55 Gallon (189.3/208.2 Liter)	1/2" x 40" (12.7 mm x 1,016 mm)	5" (127 mm)



Specialty Mixers: Pipe and Pail-Mount

Pail Mixers – Pipe Clamp

Ideal for mixing materials in 5-gallon (18.9 liter) containers and other open containers. Mixer clamps to a vertical 1-1/2" (38.1 mm) pipe that allows it to be lowered into container and raised to change containers.

Features

- Air control valve for speed adjustment.
- Folding propeller optional.



MODEL B-4.OP

Model Number	Standard Motor Description	Shaft Length	Propeller Diameter	Shaft Diameter
B-4.OP	1/4 HP to 1/2 HP AIR Air Requirements: 10-17 CFM (0.28-0.48 CMM) at 50-80 psi (3.4-5.5 bar)	24" (609.6 mm)	4" (101.6 mm) Fixed	5/8" (15.9 mm)
B-4.OP-D	Same as above except with dual propellers			



Pail Mixers – Rim Clamp

Convenient mixer for mixing materials in 5-gallon (18.9 liter) closed pails. The handle/motor assembly adjusts along the center line of the pail to align with the opening in pail lid.

Features

- Air control valve for speed adjustment on air motor model.

Model Number	Standard Motor Description	Shaft Length	Propeller Diameter	Shaft Diameter
PAM-6.0	1/2 HP to 1 HP AIR Air Requirements: 22-40 CFM (0.62-1.13 CMM) at 40-80 psi (2.8-5.5 bar)	12" (304.8 mm)	3-3/4" (95.3 mm) Fixed	5/8" (15.9 mm)

HandleBar Pail and Drum Mixers

Popular for mixing open and closed head containers from 5 to 55 gallons (18.9 to 208.2 liters). Can also be used to mix mortar, drywall compound and similar materials in 5-gallon (18.9 liter) containers.

- Air control valve allows easy speed adjustment.
- Low speed mixing and stalling will not overheat as with an electric motor.
- Optional "deadman" trigger on right handle allows mixer to be started and stopped conveniently while maintaining grip with two hands. Specify Part Number 004646.



MODEL HAJ-3.0

Model Number	Recommended Container Size/Type	Shaft Diameter and Length	Propeller Type	Propeller Size
HAI-3.0	To 10 Gallon Open Head	1/2" x 21" (12.7 mm x 533.4 mm)	Caged Impeller	5" (127 mm)
HAI-3.1	To 55 Gallon Open Head	1/2" x 40" (12.7 mm x 1016 mm)	Caged Impeller	5" (127 mm)

All mixers above use air motor rated from 1/2 to 1 HP using 22 to 40 CFM at 40 to 80 psi.

Where Innovation Flows



PSG
22069 Van Buren Street
Grand Terrace, CA 92313-5607 USA
P: +1 (215) 699-8700 • F: +1 (215) 699-0370
neptune1.com

PSG[®] reserves the right to modify the information and illustrations contained in this document without prior notice. This is a non-contractual document. 05-2018

Authorized PSG Partner: